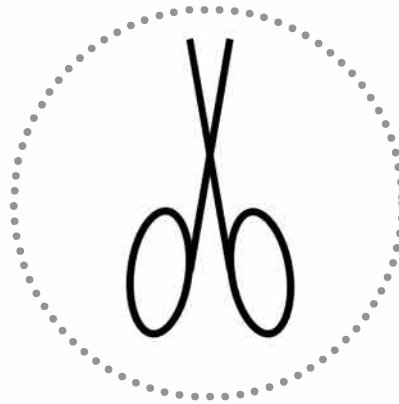


— EYE DOMINANCE TEST —

STEP 1: FOLD THE SHEET IN HALF (SO YOU END UP WITH THE FOLD RUNNING VERTICALLY THROUGH THE CENTRE OF THE TOP CIRCLE AND THE PRINTED CONTENTS OF THIS SHEET TO THE OUTSIDE)

STEP 2: CUT OUT THE NOW SEMI CIRCLE WITH THE PICTURE OF THE SCISSORS INSIDE OF IT

STEP 3: UNFOLD, YOU SHOULD NOW HAVE AN APERTURE IN THE SHEET



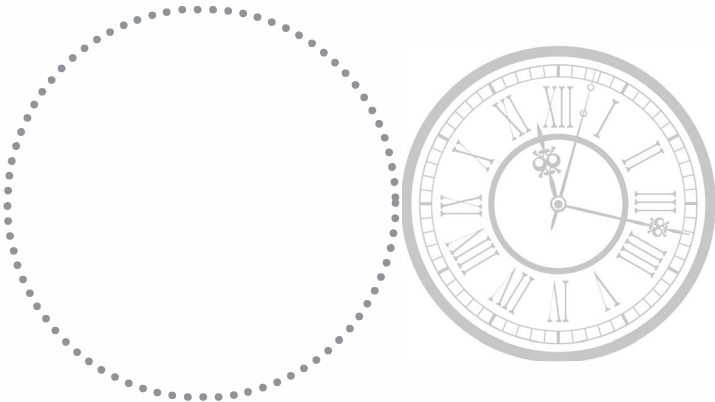
STEP 4: FIND A SUITABLE OBJECT IN THE DISTANCE (COULD BE A CLOCK OR TV - ANYTHING THAT WILL FIT IN THE CUT OUT WITHOUT BEING BIGGER THAN IT - YOU WANT TO SEE THE WHOLE OBJECT)

STEP 5: KEEPING BOTH EYES OPEN, HOLD THE SHEET AT ARMS LENGTH AND PLACE THE OBJECT IN THE CENTRE OF THE CUT OUT (IF YOU CAN SEE 'DOUBLE VISION' IE 2 CIRCLES IN ALMOST A BINOCULAR FASHION, PLACE THE OBJECT DEAD CENTRE OF THE TWO CIRCLES)

STEP 6: CLOSE YOUR LEFT EYE

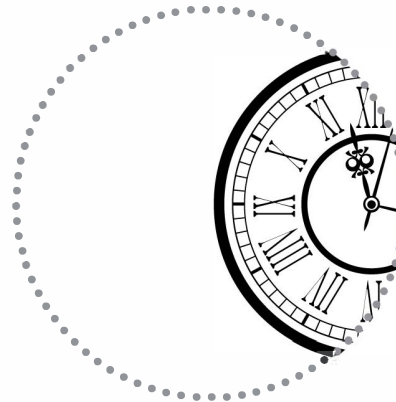
WHAT DO YOU SEE AFTER CLOSING YOUR LEFT EYE?

THE OBJECT MOVES OUT OF THE FRAME




YOU ARE LEFT EYE DOMINANT

YOU NOW ONLY SEE THE LEFT HALF OF THE OBJECT



YOU HAVE CENTRAL VISION

YOU CAN STILL SEE THE WHOLE OBJECT



YOU ARE RIGHT EYE DOMINANT